













How to create areas of emphasis

Find the definition for the area of emphasis in each box. This should help you understand ways to create emphasis and to get some ideas on how to express the most important parts of your future artworks.

<p>7</p> 	<p>9</p> 	<p>2</p> 	<p><u>DEFINITIONS:</u></p> <ol style="list-style-type: none"> Line Contrast Color Contrast Object Isolation Size Contrast Position Change Grouping Shape Contrast Pointing Background Change Value Contrast Color Intensity Level of Rendering <p><i>The answers can be found at the Moxie-U tab at moxieboxart.com</i></p>
<p>12</p> 	<p>3</p> 	<p>4</p> 	
<p>11</p> 	<p>5</p> 	<p>6</p> 	
<p>1</p> 	<p>10</p> 	<p>8</p> 	

Challenge: See if you can attach some of these descriptions to the focal points in your favorite paintings, drawings, and photographs.